



the Hudson rEflexT or

Newsletter of the Southern California Chapter of the H-E-T Club

HMCC – 99 Years

HET Club – 49 Years

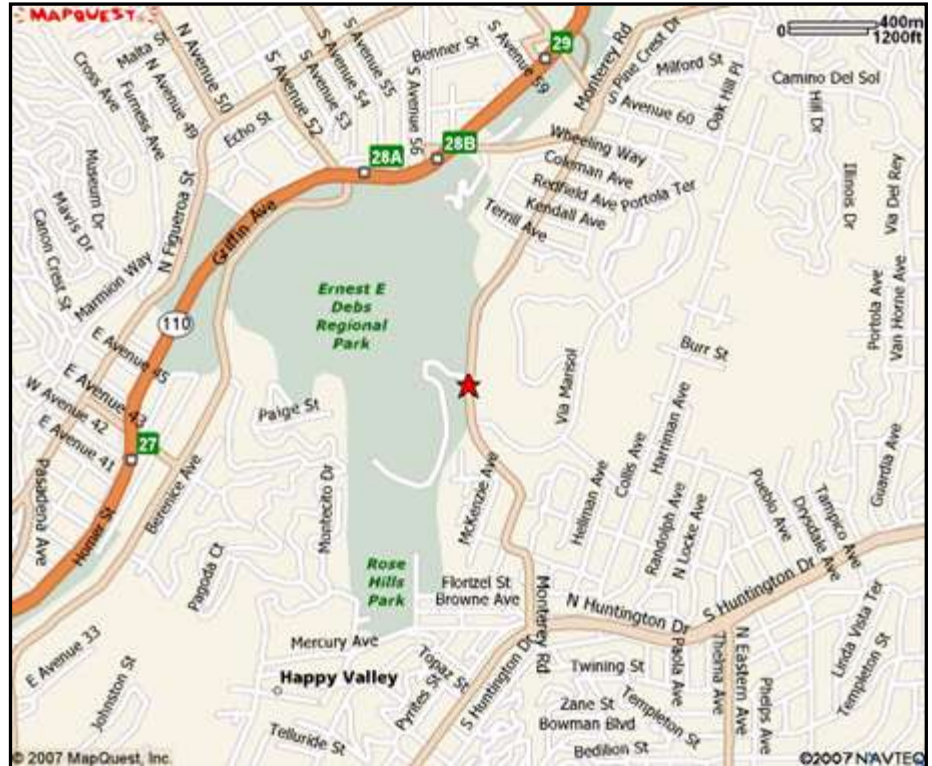
SC Chapter - 42 Years

June 2008

SCC Annual June Picnic & Business Meet

It's time for the **Southern California Chapter Annual Picnic**. On **Sunday, June 8th** at **12 noon**, we will be gathering at the **Ernest E. Debs Regional Park** at 4235 Monterey Road in Los Angeles for our **Spring Picnic** and a short business meeting.

- What to Bring - **\$6.00** per adult; **Chairs**, **Special Beverages**, your favorite **dessert**, a **HET** (if possible). And next years **dues** - \$15 per family
- Chapter will **provide** - eats; tableware; soft drinks, water.



As an extra, we will be **photographing each member with his or her HET** for the 'Member's Cars' section of the SCC web.

Here is a chance to meet other members, check out the Hudson products, renew your SCC Membership for another year, and help out our hard working Board. **All offices are open!!** **RSVP to Jon at 805/987-8187 or Hudman51@aol.com** to help out and be included on the ballot.

Renew your membership now!

+++++

Upcoming SCC Events

June 8 – **Annual Picnic & Elections**, Ernest E. Debs Regional Park

June 21 – Sierra Madre Car Show

(Not a SCC event)

July 20 - SCC Board Meeting*

July 22-28 – **National HET Meet**

<http://www.freewebs.com/neceditor05/>

Aug. 16 – **The Nethercutt Collection**

Sept. 26-28 – **All-Cal Meet**
Nov. 8-9 – **Laughlin Economy Run**
April 2009 - **Western Region Meet** in
Oakhurst, CA

Board Meetings are normally scheduled for 2 PM on the third Sunday of each month, and are **open to all members**. Phone 805/987-8187 for directions.

Want an SCC Meet close to your home? Just find a park or other attraction with parking and facilities. Then give Noah a call (626/799-6107)

It's that time of the year

Summer time is that time to **renew** your **Chapter membership**. July 1st starts a new year for our Chapter and we need your support. **Local Chapter membership provides you with good friends, resource and parts information, a monthly newsletter with the latest information, opportunities to enjoy your Hudson and a chapter web page.**

If your mailing label shows 6-08, it is time to renew for another year. A **renewal form** is included in this Newsletter for your updated SCC HET information. **Be sure to include a suggestion for future chapter activities.**

Just drop it in the mail along with **\$15** dues to **Susan Ross**, Membership, by **July 1**. Help make this chapter worthy of the vehicles that we admire.

It is also important (and required) that you keep your **National membership** renewed since they provide the necessary **insurance** for the chapter.

From the President's Garage

Hope you're all planning to attend the **annual election picnic on June 8th**; its one of our best attended events. Bring your car for the **photo shoot** – last year we had

quite a line-up of good looking Hudsons. You may have seen it in the **White Triangle News**.

I'm kind of **excited** – after nearly a year of work, my **Hornet is about road ready**. It goes up on stands for a repair, then comes down and goes around the block a few times to identify the next problem; then the cycle repeats. I couldn't ever finish anything without the assistance and parts and advice from fellow club members the world over via the **Hudson forum on classiccar.com**. And at the recent Western Regional meet, I found the Mother Lode in good advice from a gathering of Hudson elders. That's the benefit of actively participating in your club. So come out to a club event and **bring your questions** – you're likely to **find the answers** there!

HET Registry Openings

"We are looking for volunteers to fill the vacancies on the Registry roster. The following spots are open: **Hudson Model 20; 1919-1923; 1927 Hudson; 1935 Terraplane; 1938 All; Stepdown Eights**. If you have an interest in becoming a volunteer manager, please contact **Mike Cherry** at fairmontw@fiber.net. The registries are in need of updating and your help would be appreciated. A new plan is in the works to help with the process. Please consider becoming involved in this endeavor. Thank you, *Carmen LaFlamme*
HET Secretary"

HET Club Store

The HET Club Store will not ship any orders received after Tuesday, July 1, 2008 until August 9, 2008.

Members can continue to send orders to the Club store; however they will not be processed until after August 9.

This closure is necessary to prepare for the national meet in Marlborough, Massachusetts and for the transfer of the store management.

The Club store will be open in Marlborough, during the national meeting.

Lee and Sue Dodd have done a wonderful job with our store and now they want some time to do other things. Thanks, Lee and Sue.

You will learn more about the new store management team of Walt and Dawn Norem, of Harris, Iowa in the near future.

If you are attending the 2008 national meet, please introduce yourself to Walt and Dawn. It will also offer you the opportunity to thank Lee and Sue for their years of service. Thank you,

Mike Cherry - HET Club President



Hudson Related Items for Sale

<http://socalhet.org/salesroom.htm>

New windshields for '48 - '53. Clear - either side - \$200.00. Tinted - either side - \$210.00. (Windshield rubber available through K-Gap). Installation available through Bill Albright

Twin-H Power decals. (peel-offs, not water transfers) \$10.00. 1953 - '54 pork chops \$300.00/pr. (Re-produced). Stainless steel heat shields for Twin H set-ups. Mirror finish. \$15 per pair plus shipping. Also '37-'47 2-barrel anodized steel heat shields \$8 each plus shipping. Glove box inserts for H.E.T. cars 30's to 1954. \$35.00 each.

Contact **Bill Albright, Vintage Coach**, 16593 Arrow Blvd., Fontana, CA (909)823-9168

Restoration Resources & Suppliers

<http://socalhet.org/suppliers.htm>

SCC Officers

President: Jon Cronk 805/987-8187

Vice President: Jack Scott 323/259-8448

Secretary: Brad Forbush 818/840-8979

Treasurer: Gordon Hay 818/247-0753

Tour Chairman: Noah Blough 626/799-6107

Communications: Bob Ross 626/355-8747

Membership: Susan Ross 626/355-8747

Club Store Manager: Jon Cronk 805/987-8187

Local Region Directors: Janet Kale 714/523-0403

Craig Kistler 714/256-2558

HET President: Mike Cherry 435/657-0443

Converting a 1948-53 Hudson Dash Clock to a Quartz Dash Clock

By Bruce Burmaster


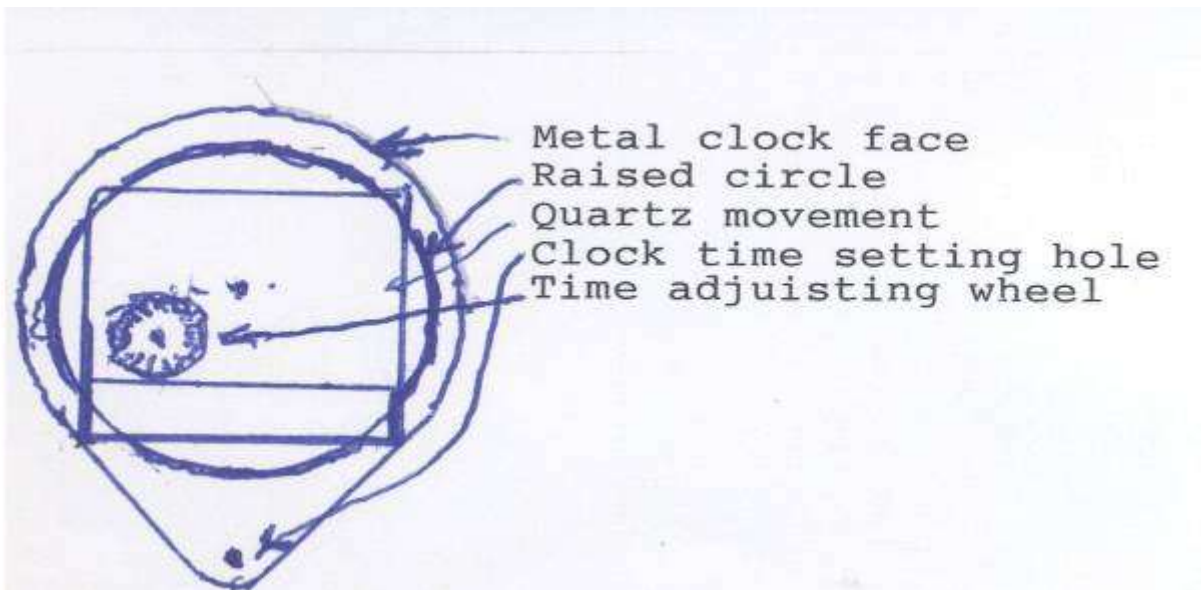
Buy any quartz wall clock that operates on one AA battery. Remove the clock hands and the quartz movement. The quartz movement size should measure 2 1/8 inches by 2 1/8 inches square and 5/8 inches thick.

Hudson Dash Clock

1. Remove front frame and the back housing.
2. Remove clock hands.
3. Remove clock works from the clock metal face by using a knife blade to Straighten the three hold downs attached to the clock metal back face.
4. Flatten the three hold downs.
5. Enlarge the metal clock face hole in the center of the face with a 9/32 Inch drill bit to accommodate the larger quartz shaft.
6. The back of the metal clock face has a round raised circle 2 1/2 inches in Diameter. Place the quartz movement on it, with the quartz movement Shaft inserted in the 9/32 inch hole. Use a pencil and mark the outline of The quartz movement. Before you cut on the pencil lines with a hacksaw Fasten the metal back to a block of wood by using several small nails Along the edge, to hold it firm. The block of wood can be held in a Bench vice. Use a hacksaw and cut on the pencil lines and remove the Cut out piece. Place the quartz movement in the cut out opening.
7. Use Super Glue on the cut out area and place the quartz movement on the Super Glue and let the glue set. Be sure that the battery opening is at the Bottom of the clock back face.
8. For the battery access and time setting wheel, an opening must be made In the back clock housing. The light bulb opening must be at the top of The back housing.
9. Draw a pencil line across the center of the round extended section Horizontally. Use a hacksaw to cut on the pencil line. Cut down to the Lower back housing. Cut the bottom of the extended housing out. A Round rasp works well on the aluminum housing for enlarging the Opening to accommodate battery access.
10. Fasten the plastic face (with the clock numbers) to the metal face Backing. One small bolt at the bottom in the clock time setting hole And the other hole should be drilled under the letter twelve. Put a small Washer on the bolt between the plastic number face and the metal face in To let light illuminate the clock face better.

11. A 1/8" x 1"x 4" wood piece should be bolted to the inside of the Back housing, to keep the quartz movement tight against the metal face. Place the wood piece above the time adjusting wheel.
12. Cut the clock hands with a pair of scissors to the correct length and Place the hands on the clock shaft.
13. Replace the front frame and he back housing. Insert the AA battery.

If you prefer to keep the clock looking original, you can use the Hudson clock hands. Remove the brass inserts and enlarge the opening to fit the shaft. Use the hands from the wall clock to determine the drill bit size. The second hand cannot be used with the Hudson clock hands.



BY RON TAUTKUS from the Hornet's Nest March 1975

See if you can guess the answers before the punch line!

Note: All measurements rounded off to approx. even numbers.

<u>Characteristics</u>	<u>The Mystery Car</u>
Overall length	1800 plus inches
Overall width	70 plus inches
Engine	6 cyl. in line
Compression Ratio	7.5:1
Tire Size	6.40 x 15
Front Seat Width	58 inches
Headroom	36 Inches
Carburetor	single barrel
Wheel turns lock to lock	4
Weight	3,000 pounds
Body frame construction	Unitized

Have you guessed yet? If you guessed the Hudson Jet, you would be right; but if you ventured to the Nash Rambler, you could be right; and if you stuck your neck way out, like I do, and said AMC's PACER, you would be right again. These three cars are so close in specifications that it seems they are one common vehicle. If the Pacer didn't have the OHV 6 and emissions controls, it would be the Jet revisited with 14" tires.

The Jet and the Pacer accelerate from 0-30 mph in 4.5 seconds. All three are some car in their own right and Dick Teague has styled acme very class features in the Pacer, as has Pinin Farina for Nash and even after the High Brass cobbled Frank Spring's original Jet design, I like it.





*Hudson-Essex-Terraplane Club
Southern California Chapter
150 South Michillinda Avenue
Sierra Madre, CA 91024*

First Class